After 18 (AB 12, 212, and 1712) Implementation Survey
Final Report, December 2012

Funded by the Stuart and Walter S. Johnson Foundations.
Prepared by Shared Vision Consultants and the California Social Work Education Center in conjunction with the Child and Family Policy Institute of California.

County Welfare Directors Association of California (CWDA)
California Department of Social Services (CDSS)
Chief Probation Officers of California (CPOC)
Shared Vision Consultants
California Social Work Education Center (CalSWEC)
Child and Family Policy Institute of California (CFPIC)

ACKNOWLEDGMENTS

The survey was created by staff from the Chief Probation Officers of California (CPOC), California Department of Social Services (CDSS), and the County Welfare Directors Association of California (CWDA), with assistance from Shared Vision Consultants. CalSWEC formulated the survey for data collection, provided technical assistance on completion, and provided analysis and reporting of the data. This effort was funded by the Stuart and Walter S. Johnson Foundations.

TABLE OF CONTENTS

SURVEY BACKGROUND 1

SECTION 1: COUNTY PARTICIPATION AND CONTACT INFORMATION 1

SECTION 2: STATISTICS FROM COUNTY CHILD WELFARE AND JUVENILE PROBATION SERVICES 2

SECTION 3: AB 12/AFTER 18 IMPLEMENTATION MANAGEMENT 11

SECTION 4: AB 12/AFTER 18 IMPLEMENTATION ISSUES AND CHALLENGES 22

SECTION 5: NEXT STEPS 25

SECTION 6: APPENDICES 26

SURVEY BACKGROUND

The purpose of this survey was to a) gather preliminary information regarding county implementation of AB 12/Fostering Connections After 18 and b) find out from counties what support may be needed to assist with implementation. An online survey platform was used to collect the data (http://www.surveymonkey.com). CWDA and CPOC representatives distributed the survey weblink to county Child Welfare Services and Juvenile Probation contacts to complete the survey. Data collection occurred in two general phases, between late June and late August 2012. California CWS and Juvenile Probation contacts were asked to (separately) provide their county departmental data covering the time period January 1, 2012, through June 15, 2012[1]. Counties were also instructed to provide estimates for quantitative information that they could not readily access. (This means that some percentages may not add to exactly 100%.)

SECTION 1: COUNTY PARTICIPATION AND CONTACT INFORMATION

County participation: Overall N=48 counties participated in providing survey data (either CWS or Probation, or both). Note: Eight (8) of the non-participating counties appear to be small counties in the Northern region. Two of the non-participating counties are considered large counties and are in the Bay region. (See lists below for participating counties.)

List of counties that completed the survey by 8/23/12, by department:

- **Child Welfare n=37**
  Butte, Calaveras, Contra Costa, Del Norte, Fresno, Humboldt, Imperial, Kern, Lassen, Los Angeles, Madera, Marin, Mariposa, Merced, Mono, Monterey, Napa, Orange, Placer, Riverside, San Bernardino, San Diego, San Francisco, San Joaquin, San Mateo, Santa Barbara, Shasta, Sierra, Siskiyou, Solano, Sonoma, Stanislaus, Sutter, Trinity, Tulare, Yolo, Yuba

- **Probation n=45**
  Butte, Calaveras, Colusa, Contra Costa, Del Norte, Fresno, Humboldt, Imperial, Kern, Kings, Lake, Los Angeles, Madera, Marin, Mariposa, Mendocino, Merced, Mono, Monterey, Napa, Orange, Placer, Riverside, Sacramento, San Benito, San Bernardino, San Diego, San Francisco, San Joaquin, San Luis Obispo, San Mateo, Santa Barbara, Santa Cruz, Shasta, Siskiyou, Solano, Sonoma, Stanislaus, Sutter, Tehama, Trinity, Tulare, Tuolumne, Ventura, Yuba

Contact information for the person completing this survey (and for the AB 12/After 18 Coordinator in each county, if any). Contact information for county staff who completed CWS and Juvenile Probation surveys can be found in Appendices A and B of this document. AB 12/After 18 Coordinator contact information can also be found in Appendix C and is posted online with the After 18 Toolkits at ***http://calswec.berkeley.edu/fostering-connections-after-18-ab-12-training-resources.***

[1] *The exception to this time frame is Los Angeles County CWS, which utilized 1/1/12-6/30/12 for relevant data.*

SECTION 2: STATISTICS FROM COUNTY CHILD WELFARE AND JUVENILE PROBATION SERVICES

Instructions on the Survey: In this section of the survey, the questions are related to caseload impact for child welfare services or probation services. To answer the questions below, respondents were asked to include relevant county data that covered the time frame JANUARY 1, 2012, THROUGH JUNE 15, 2012[2], and used an unduplicated count. If counties were unable to access the data, they estimated. Results are reported in aggregate, and for Child Welfare and Probation departments separately where applicable.

Legend—The charts in this section of the report utilize the following descriptors:

County Size: Counties were separated by size for the purposes of this report. Except for Los Angeles, counties were placed into one of four categories: Very Small, Small, Medium, or Large. CWDA's list of *20 Small Counties* was used for the "very small" category in the analyses. For the remaining county size categories, CalSWEC's definition of counties by size were used (the list that the Title IV-E Program uses for ongoing workforce research). The counties that fell into these categories are as follows:

- *Very Small (aka 20 Small counties):* Alpine, Amador, Calaveras, Colusa, Del Norte, Glenn, Inyo, Lake, Lassen, Mariposa, Modoc, Mono, Nevada, Plumas, San Benito, Sierra, Siskiyou, Tehama, Trinity, and Tuolumne;
- *Small (12 counties)*: El Dorado, Imperial, Kings, Madera, Marin, Mendocino, Napa, Placer, San Luis Obispo, Sutter, Yolo, and Yuba;
- *Medium (14 counties):* Butte, Humboldt, Kern, Merced, Monterey, San Mateo, Santa Barbara, Santa Cruz, Shasta, Solano, Sonoma, Stanislaus, Tulare, and Ventura;
- *Large (11 counties):* Alameda, Contra Costa, Fresno, Orange, Riverside, Sacramento, San Bernardino, San Diego, San Francisco, San Joaquin, and Santa Clara.

1. **How many youth were/are ELIGIBLE for EFC? (***Please use data if it is available. If not available, please estimate.)*

Overall N= 2560 **FOSTER AND PROBATION YOUTH ELIGIBLE FOR EXTENDED FOSTER CARE**	
Child Welfare: 37 counties, n=1,962 eligible	*Probation: 45 counties, n=598 eligible*
20 Very Small (8 responses): Range[3]: 0–8 youth; Total[4]: 23 (1%[5]) ***12 Small (8 responses):*** Range: 0–23 youth; Total: 91 (5%) ***14 Medium (12 responses):*** Range: 6–48 youth; Total: 306 (16%) ***11 Large (8 responses):*** Range: 53–243 youth; Total: 962 (49%) ***Los Angeles: 580*** (30%) Percentages in this column refer to CWS youth eligible for EFC during the specified time frame, as a comparison by county size only.	***20 Very Small (11 responses):*** Range: 0–2 youth; Total: 12 (2%) ***12 Small (10 responses):*** Range: 0–9 youth; Total: 26 (4%) ***14 Medium (14 responses):*** Range: 1–20 youth; Total: 93 (16%) ***11 Large (9 responses):*** Range: 7–62 youth; Total: 222 (37%) ***Los Angeles: 245*** (41%) Percentages in this column refer to Probation youth eligible for EFC during the specified time frame, as a comparison by county size only.

[2] *The exception to this time frame is Los Angeles County CWS, which utilized 1/1/12–6/30/12 for relevant data.*
[3] *Range: Refers to the range of the number of youth that county departments (CWS or Juvenile Probation) reported, by county size.*
[4] *Total: Refers to the total number of youth that county departments (CWS or Juvenile Probation) reported, by county size.*
[5] *Percentage: Refers to the total number of youth in a given county size, divided by the total number of youth in the respective county department (CWS or Juvenile Probation).*

2. How many youth actually TRANSITIONED to Non-Minor Dependent status (i.e., remained in EFC)?

Overall N= 1982 (77% of eligible) **FOSTER AND PROBATION YOUTH TRANSITIONED TO NON-MINOR DEPENDENT STATUS**	
Child Welfare: 37 counties, n=1,549 *79% of 1,962 CWS youth eligible transitioned to Non-Minor Dependent status*	**Probation: 45 counties, n=433** *72% of 598 Probation youth eligible transitioned to Non-Minor Dependent status*
20 Very Small (8 responses): Range: 0–7 youth; Total: 20 87% of 23 eligible CWS youth in very small counties transitioned to NMD status ***12 Small (8 responses): Range: 2–23 youth; Total: 62*** 68% of 91 eligible CWS youth in small counties transitioned to NMD status ***14 Medium (12 responses): Range: 6–33 youth; Total: 242*** 79% of 306 eligible CWS youth in medium counties transitioned to NMD status ***11 Large (8 responses): Range: 43–219 youth; Total: 767*** 80% of 962 eligible CWS youth in large counties transitioned to NMD status ***Los Angeles: 458*** 79% of 580 eligible CWS youth in this county transitioned to NMD status	***20 Very Small (11 responses): Range: 0 –2 youth; Total: 8*** 67% of 12 eligible Probation youth in very small counties transitioned to NMD status ***12 Small (10 responses): Range: 0 –5 youth; Total: 11*** 42% of 26 eligible Probation youth in small counties transitioned to NMD status ***14 Medium (14 responses): Range: 0–18 youth; Total: 40*** 43% of 93 eligible Probation youth in medium counties transitioned to NMD status ***11 Large (9 responses): Range: 3–30 youth; Total: 129*** 58% of 222 eligible Probation youth in large counties transitioned to NMD status ***Los Angeles: 245*** 100% of 245 eligible Probation youth in this county transitioned to NMD status

3. In total, how many Non-Minor Dependents receiving EFC are eligible for either federal or state AFDC-FC?

Overall N= 1795 (91% of 1,982 that transitioned) **NON-MINOR DEPENDENTS RECEIVING EFC ELIGIBLE FOR FEDERAL OR STATE AFDC-FC**	
Child Welfare: 36 counties, n=1,384 *(89% of 1,549 transitioned CWS NMDs receiving EFC were eligible for either Federal or State AFDC-FC)*	**Probation: 43 counties, n=411** *(95% of 433 transitioned Probation NMDs receiving EFC were eligible for either Federal or State AFDC-FC)*
20 Very Small (8 responses): Range: 0–8 youth; Total: 20 100% of 20 transitioned CWS NMDs receiving EFC in very small counties were eligible for Federal/State AFDC-FC ***12 Small (8 responses): Range: 0–23 youth; Total: 53*** 85% of 62 transitioned CWS NMDs receiving EFC in small counties were eligible for Federal/State AFDC-FC ***14 Medium (12 responses): Range: 6–32 youth; Total: 226*** 93% of 242 transitioned CWS NMDs receiving EFC in medium counties were eligible for Federal/State AFDC-FC ***11 Large (7 responses): Range: 21–199 youth; Total: 627*** 82% of 767 transitioned CWS NMDs receiving EFC in large counties were eligible for Federal/State AFDC-FC ***Los Angeles: 458*** 100% of 458 transitioned CWS NMDs receiving EFC in this county were eligible for Federal/State AFDC-FC	***20 Very Small (11 responses): Range: 0–2 youth; Total: 8*** 100% of 8 transitioned Probation NMDs receiving EFC in very small counties were eligible for Federal/State AFDC-FC ***12 Small (10 responses): Range: 0–5 youth; Total: 14*** 127%[6] of 11 transitioned Probation NMDs receiving EFC in very small counties were eligible for Federal/State AFDC-FC ***14 Medium (14 responses): Range: 0–18 youth; Total: 39*** 98% of 40 transitioned Probation NMDs receiving EFC in medium counties were eligible for Federal/State AFDC-FC ***11 Large (7 responses): Range: 0–28 youth; Total: 105*** 81% of 129 transitioned Probation NMDs receiving EFC in large counties were eligible for Federal/State AFDC-FC ***Los Angeles: 245*** 100% of transitioned Probation NMDs receiving EFC in this county were eligible for Federal/State AFDC-FC

[6] *This number was double-checked; it appears that the responding county indicated that 11 eligible youth actually transitioned, but that 14 NMDs receiving EFC were eligible for federal or state AFDC-FC.*

4. In total, how many Non-Minor Dependents receiving EFC are funded with county-only funds?

Overall N= 913 *(not compared with original transition number*)* **NON-MINOR DEPENDENTS RECEIVING EFC FUNDED WITH COUNTY-ONLY FUNDS**	
Child Welfare: 36 counties, n=894	*Probation: 43 counties, n=19*
20 Very Small (8 responses): All 0 **12 Small (8 responses):** Range: 0–2 youth; Total: 3 (Less than 1%) **14 Medium (12 responses):** Range: 0–3 youth; Total: 7 (Less than 1%) **11 Large (7 responses):** Range: 1–22 youth; Total: 69 (8%) **Los Angeles: 815** (91%) Percentages in this column refer to the CWS Non-Minor Dependents ('gap kids') receiving EFC that was funded with county-only funds during the specified time frame, as a comparison by county size only.	**20 Very Small (11 responses):** Range: 0–2 youth; Total: 3 (16%) **12 Small (10 responses):** Range: 0–1 youth; Total: 1 (5%) **14 Medium (13 responses):** Range: 0–6 youth; Total: 6 (32%) **11 Large (8 responses):** Range: 0–5 youth; Total: 9 (47%) **Los Angeles: 0** Percentages in this column refer to Probation Non-Minor Dependents ('gap kids') receiving EFC that was funded with county-only funds during the specified time frame, as a comparison by county size only.

5. How many Non-Minor Dependents remained with current caregiver(s) when they transitioned to EFC?

Overall N= 1577 (80% of 1,982 that transitioned) **NON-MINOR DEPENDENTS REMAINED W/ CURRENT CAREGIVERS AT TIME OF TRANSITION TO EFC**	
Child Welfare: 37 counties, n=1233 *(80% of 1,549 transitioned CWS NMDs remained with their current caregiver during transition to EFC)*	**Probation: 44 counties, n=344** *(79% of 433 transitioned Probation NMDs remained with their current caregiver during transition to EFC)*
20 Very Small (8 responses): Range: 0–3 youth; Total: 12 60% of 20 CWS NMDs in very small counties remained with current caregivers at time of transition to EFC ***12 Small (8 responses): Range: 1–23 youth; Total: 51*** 82% of 62 CWS NMDs in small counties remained with current caregivers at time of transition to EFC ***14 Medium (12 responses): Range: 2–21 youth; Total: 138*** 57% of 242 CWS NMDs in medium counties remained with current caregivers at time of transition to EFC ***11 Large (8 responses): Range: 29–174 youth; Total: 578*** 75% of 767 CWS NMDs in large counties remained with current caregivers at time of transition to EFC ***Los Angeles: 454*** 99% of 458 CWS NMDs in this county remained with current caregivers at time of transition to EFC	***20 Very Small (11 responses): Range: 0–1 youth; Total: 4*** 50% of 8 Probation NMDs in very small counties remained with current caregivers at transition to EFC ***12 Small (10 responses): Range: 0–2 youth; Total: 3*** 27% of 11 Probation NMDs in small counties remained with current caregivers at time of transition to EFC ***14 Medium (14 responses): Range: 0–13 youth; Total: 21*** 52% of 40 Probation NMDs in medium counties remained with current caregivers at time of transition to EFC ***11 Large (8 responses): Range: 2–22 youth; Total: 71*** 55% of 129 Probation NMDs in large counties remained with current caregivers at time of transition to EFC ***Los Angeles: 245*** 100% of 245 Probation NMDs in this county with current caregivers at time of transition to EFC

6. How many Supervised Independent Living Placements (SILPs) were APPROVED?

Overall N= 415 SILPs APPROVED	
Child Welfare: 37 counties, n=308	*Probation: 43 counties, n=107*
20 Very Small (8 responses): Range: 0–6; Total: 11 (4% of 308) ***12 Small (8 responses):*** Range: 0–5; Total: 12 (4% of 308) ***14 Medium (12 responses):*** Range: 1–14; Total: 59 (19% of 308) ***11 Large (8 responses):*** Range: 4–38; Total: 126 (41% of 308) ***Los Angeles: 100*** (32% of 308)	***20 Very Small (11 responses):*** Range: 0–2; Total: 6 (6% of 107) ***12 Small (10 responses):*** Range: 0–1; Total: 5 (5% of 107) ***14 Medium (13 responses):*** Range: 0–18; Total: 29 (27% of 107) ***11 Large (8 responses):*** Range: 0–15; Total: 41 (38% of 107) ***Los Angeles: 26*** (24% of 107)

7. How many Supervised Independent Living Placements were DENIED?

Overall N=16 SILPs DENIED	
Child Welfare: 37 counties, n=14	*Probation: 44 counties, n=2*
20 Very Small (8 responses): Range: 0–1; Total: 1 (7% of 14) ***12 Small (8 responses):*** Range: 0–2; Total: 2 (14% of 14) ***14 Medium (12 responses):*** Range: 0 –2; Total: 3 (21% of 14) ***11 Large (8 responses):*** Range: 0–3; Total: 4 (29% of 14) ***Los Angeles: 4*** (29% of 14)	***20 Very Small (11 responses):*** All 0 ***12 Small (10 responses):*** All 0 ***14 Medium (13 responses):*** All 0 ***11 Large (9 responses):*** Range: 0–1; Total: 2 (100% of Probation SILP denials) ***Los Angeles: 0***

8. If Supervised Independent Living Placements have been denied, please explain the reason(s). If many of them have been denied, please provide the most common reasons.

Child Welfare: 17 counties, n=10
Reasons: ▪ No specific home has been denied. There are no stats kept on how many of the youth may have been assessed by their social worker as not SILP ready. ▪ The youth did not demonstrate the skills and ability to live independently. ▪ Only two youth have opted for SILPS. One youth who left care wanted a SILP but was not willing to comply with any of the requirements to stay in care, much less to have a SILP. ▪ The minor wished to live with her boyfriend and other young adults with recent criminal history. ▪ None were officially denied. When the NM is discussing placement options with the social worker inappropriate SILPs are identified and other options are selected. ▪ Domestic Violence history between youth and person she wanted to live with ▪ Lack of readiness ▪ Did not meet the physical checklist standards (major deficiency—like no central heating, etc.) ▪ Not prepared for SILP ▪ The youth is not ready to manage her own funds and needs to learn additional life skills.

Probation: 2 counties, n=2
Reasons: ▪ SILP could not be approved as the placement was the NMD's home of removal. ▪ Inappropriate home

9. How many foster youth received an exit hearing consistent with Section 391 of the CA W & I Code?

Child Welfare only: 36 counties, N= 904
20 Very Small (8 responses): Range: 0–1 youth; Total: 3 (Less than 1% of 904) **12 Small (8 responses):** Range: 0–23 youth; Total: 39 (4% of 904) **14 Medium (12 responses):** Range: 0–36 youth; Total: 148 (16% of 904) **11 Large (7 responses):** Range: 4–70 youth; Total: 134 (15% of 904) **Los Angeles: 580** (64% of 904).

10. How many youth re-entered foster care as Non-Minor Dependents?

Overall N= 52 FOSTER AND PROBATION YOUTH RE-ENTERED CARE AS NON-MINOR DEPENDENTS	
Child Welfare: 37 counties, n=49	*Probation: 45 counties, n=13*
20 Very Small (8 responses): All 0 ***12 Small (8 responses):*** Range: 0–3 youth; Total: 4 (8% of 49) ***Medium (12 responses):*** Range: 0–2 youth; Total: 4 (8% of 49) ***11 Large (8 responses):*** Range: 1–11 youth; Total: 31 (63% of 49) ***Los Angeles: 10*** (20% of 49)	***20 Very Small (11 responses):*** Range: 0–1 youth; Total: 2 (15% of 13) ***12 Small (10 responses):*** Range: 0–1 youth; Total: 1 (8% of 13) ***14 Medium (14 responses):*** Range: 0–2 youth; Total: 4 (31% of 13) ***11 Large (9 responses):*** Range: 0–1 youth; Total: 1 (8% of 13) ***Los Angeles: 5*** (38% of 13)

11. How many Intercounty Transfer (ICTs) of Non-Minor Dependents have been received?

Overall N= 9 INTERCOUNTY TRANSFERS RECEIVED OF NON-MINOR DEPENDENTS	
Child Welfare: 37 counties, n=9	*Probation: 45 counties, n=0*
20 Very Small (8 responses): All 0 ***12 Small (8 responses): All 0*** ***14 Medium (12 responses):*** Range: 0–2; Total: 4 (44% of 9) ***11 Large (8 responses):*** Range: 0–5; Total: 5 (55% of 9) ***Los Angeles: 0***	***20 Very Small (11 responses): All 0*** ***12 Small (10 responses): All 0*** ***14 Medium (14 responses): All 0*** ***11 Large (9 responses): All 0*** ***Los Angeles: 0***

12. Have many outgoing Intercounty Transfers (ICTs) has your county's court initiated?

Overall N= 5 OUTGOING INTERCOUNTY TRANSFERS INITIATED BY COUNTY COURTS	
Child Welfare: 37 counties, n=5	*Probation: 45 counties, n=0*
20 Very Small (8 responses): Range: 0 –1; Total: 1 (20% of 5) ***12 Small (8 responses):*** All 0 ***14 Medium (12 responses):*** Range: 0–2; Total: 2 (40% of 5) ***11 Large (8 responses):*** Range: 0–2; Total: 2 (40% of 5) ***Los Angeles: 0***	***20 Very Small (11 responses):*** All 0 ***12 Small (10 responses):*** All 0 ***14 Medium (14 responses):*** All 0 ***11 Large (9 responses):*** All 0 ***Los Angeles: 0***

13. How many PROBATION youth received an exit hearing, consistent with Section 607.3 of the CA W & I Code?

Probation only: 44 counties, N= 255
20 Very Small (11 responses): Range: 0–1 youth; Total: 6 (2% of 255) **12 Small (10 responses):** Range: 0–4 youth; Total: 5 (2% of 255) **14 Medium (14 responses)**: Range: 0–6 youth; Total: 31 (12% of 255) **11 Large (8 responses):** Range: 0–20 youth; Total: 33 (13% of 255) **Los Angeles: 180** (71% of 255)

14. Have any youth from PROBATION been declared Non-Minor Dependent Status under transitional jurisdiction (Section 450 of the CA W&I Code)?

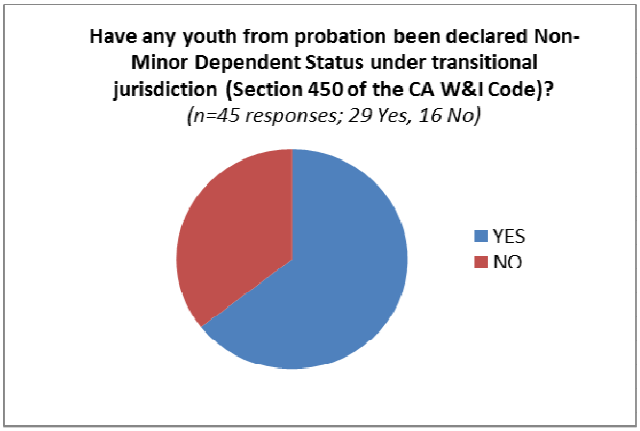

15. If any PROBATION youth were declared Non-Minor Dependents under transitional jurisdiction (Section 450 of CA W&I Code), please indicate how many youth transitioned:

Probation only: 39 counties, N= 123
20 Very Small (10 responses): Range: 0–1 youth; Total: 6 (5% of 123) ***12 Small (8 responses):*** Range: 0–1 youth; Total: 5 (4% of 123) ***14 Medium (12 responses):*** Range: 0–18 youth; Total: 36 (29% of 123) ***11 Large (8 responses):*** Range: 1–15 youth; Total: 43 (35% of 123) ***Los Angeles: 33*** (27% of 123)

SECTION 3: AB 12/AFTER 18 IMPLEMENTATION MANAGEMENT

Both Child Welfare and Probation departments completed this section of the survey. This section of this report provides department-specific data for both Child Welfare Services and Juvenile Probation Services.

1. **How are you managing the implementation of AB 12/After 18 Extended Foster Care? Check all that apply.**

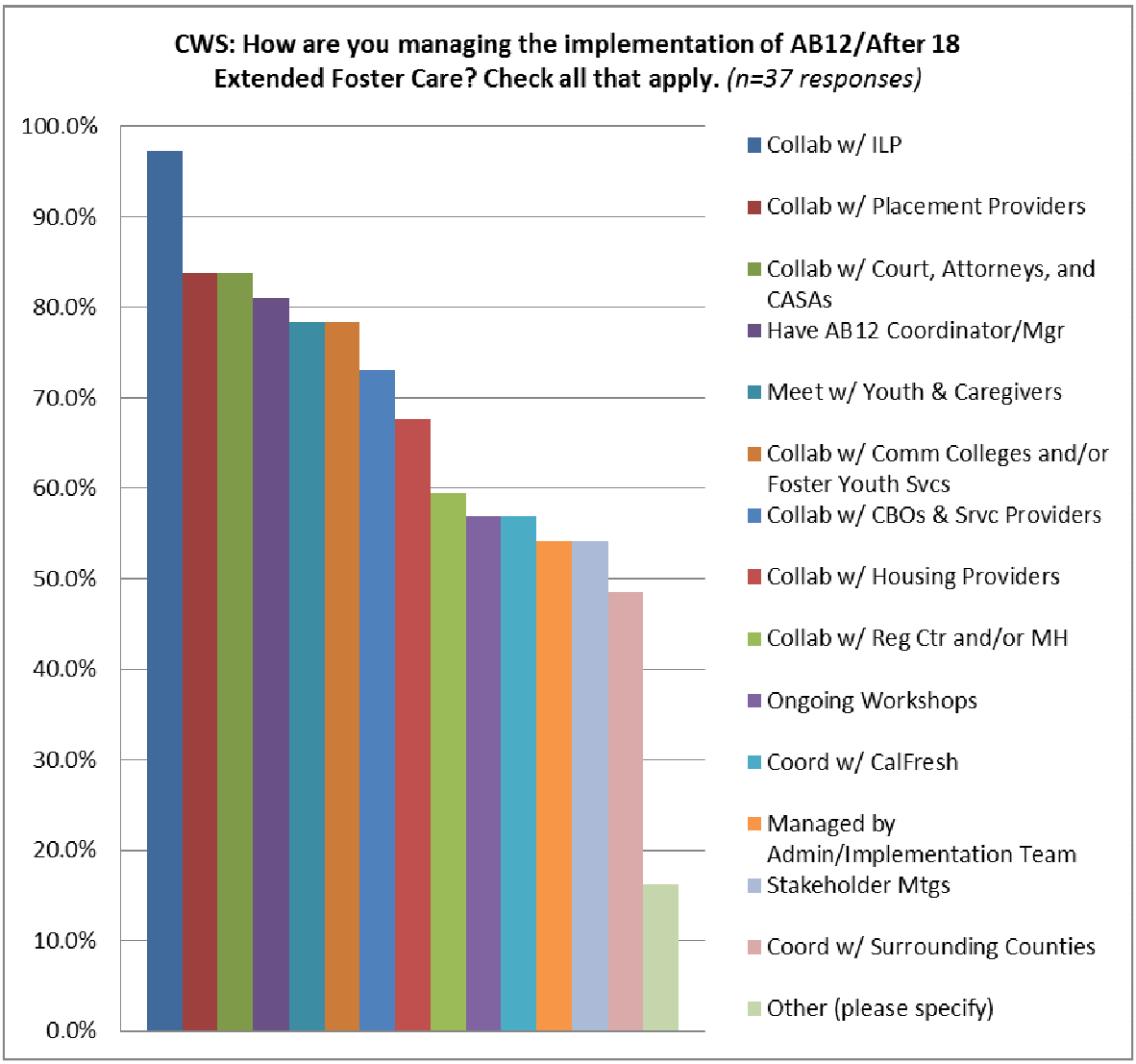

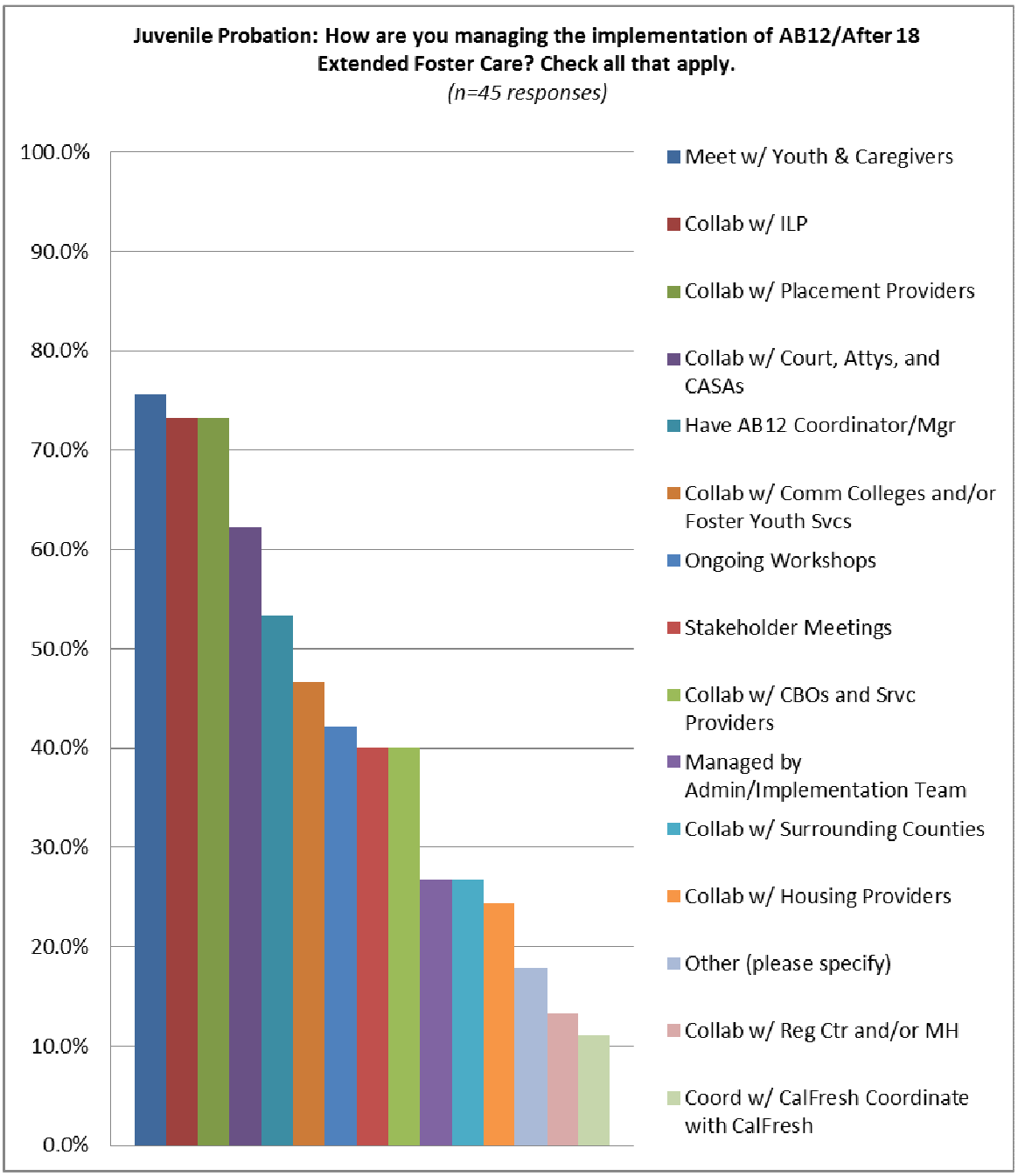
Juvenile Probation: How are you managing the implementation of AB12/After 18 Extended Foster Care? Check all that apply.
(n=45 responses)
100.0%
90.0%
80.0%
70.0%
60.0%
50.0%
40.0%
30.0%
20.0%
10.0%
0.0%
Meet w/ Youth & Caregivers
Collab w/ ILP
Collab w/ Placement Providers
Collab w/ Court, Attys, and CASAs
Have AB12 Coordinator/Mgr
Collab w/ Comm Colleges and/or Foster Youth Svcs
Ongoing Workshops
Stakeholder Meetings
Collab w/ CBOs and Srvc Providers
Managed by Admin/Implementation Team
Collab w/ Surrounding Counties
Collab w/ Housing Providers
Other (please specify)
Collab w/ Reg Ctr and/or MH
Coord w/ CalFresh Coordinate with CalFresh

2. Has your county developed policies and procedures related to the implementation of AB 12/Fostering Connections After 18?

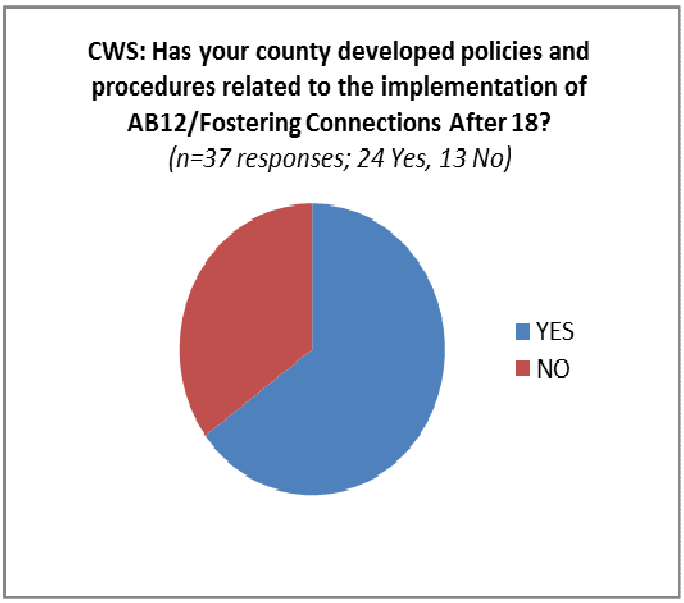

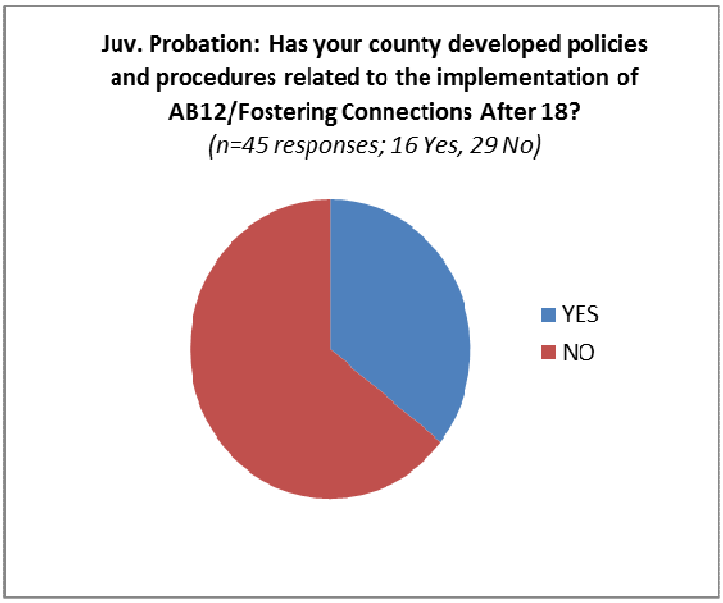

3. List of counties who have developed policies and procedures related to the implementation of AB 12/Fostering Connections After 18 and are willing to share those policies and procedures with others:
AB 12/After 18 Coordinator contact information from both Child Welfare and Juvenile Probation Services is posted on the AB 12/After 18 Toolkits section of CalSWEC's website at http://calswec.berkeley.edu/fostering-connections-after-18-ab-12-training-resources. Interested parties can contact the respective AB 12/After 18 Coordinator to obtain policies and procedures for the counties listed below.

- **Child Welfare n=24**
  Butte, Contra Costa, Fresno, Imperial, Kern, Los Angeles, Madera, Monterey, Napa, Orange, Placer, Riverside, San Bernardino, San Diego, San Francisco, San Joaquin, San Mateo, Santa Barbara, Shasta, Solano, Stanislaus, Trinity, Yolo, Yuba

- **Probation n=13**
  Kern, Los Angeles, Mendocino, Placer, Riverside, San Bernardino, San Diego, San Joaquin, San Luis Obispo, Siskiyou, Sonoma, Stanislaus, Ventura

4. Which AB 12/After 18 training topics are you focusing on? Check all that apply.

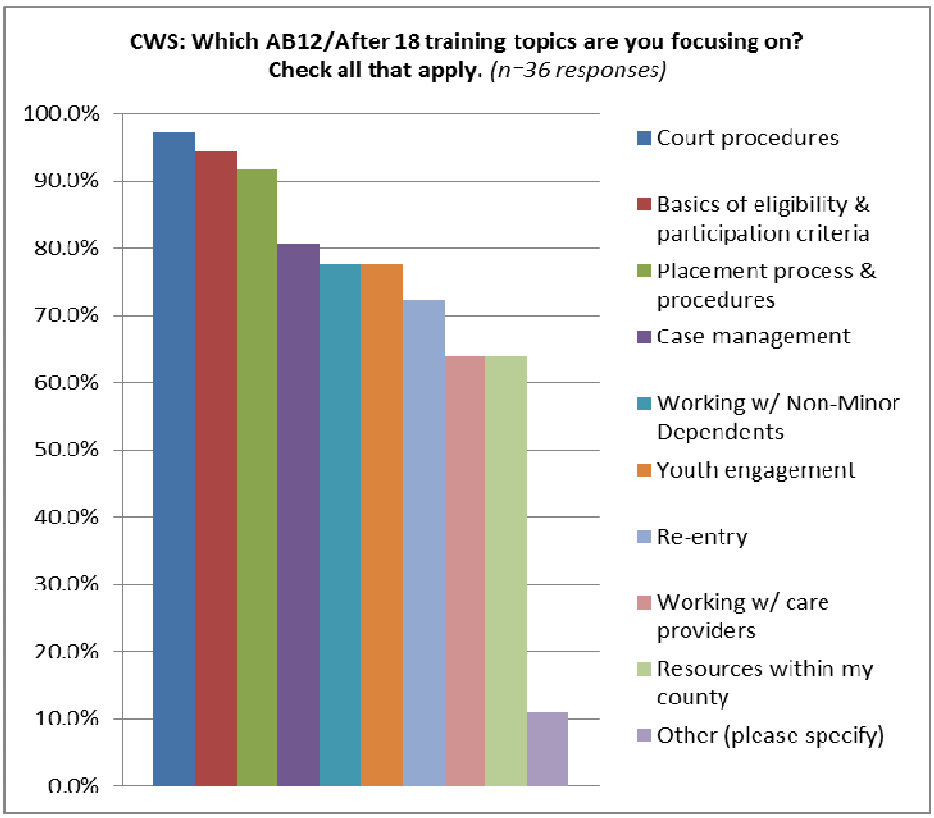

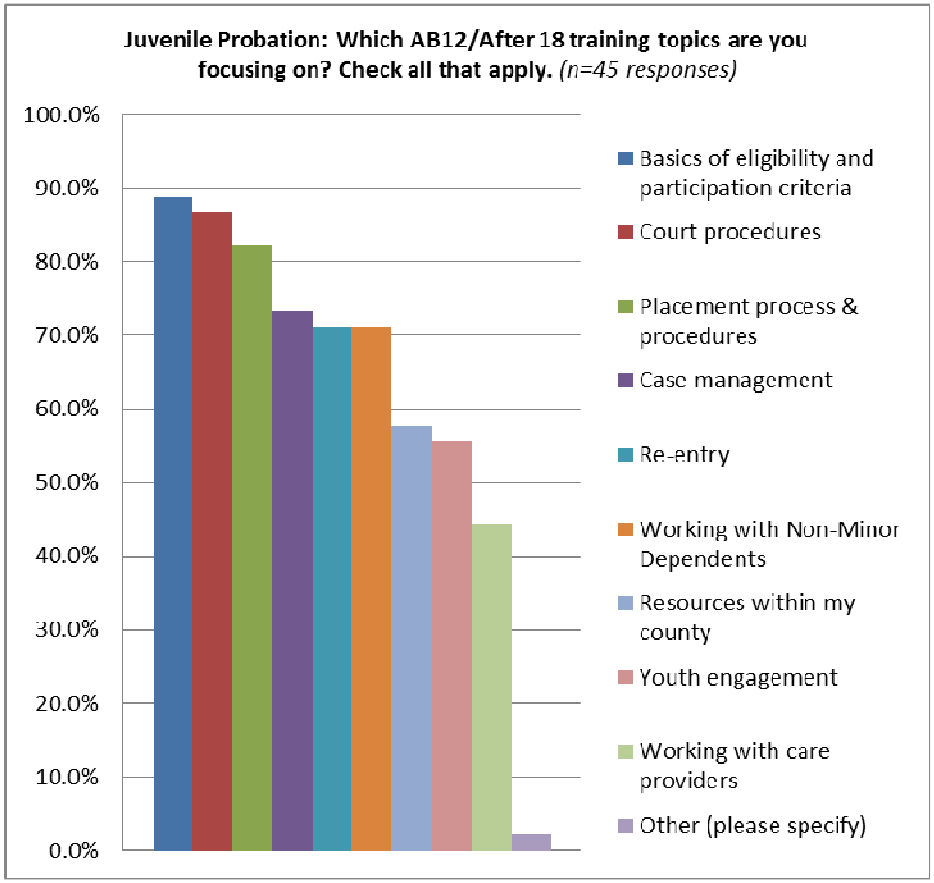

5. Who is being trained on AB 12/After 18? Check all that apply.

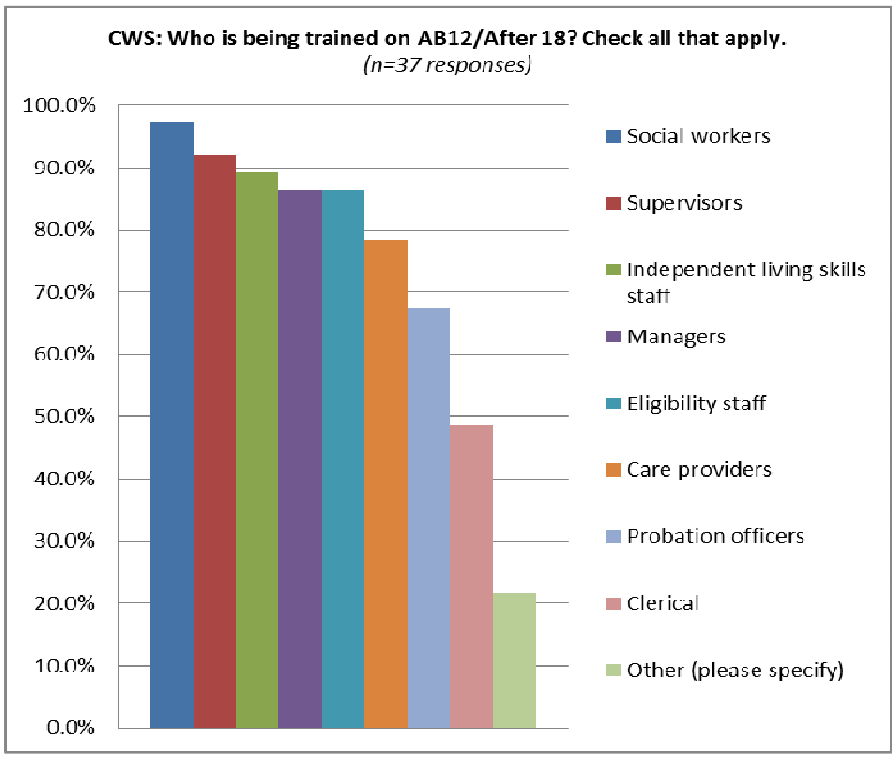

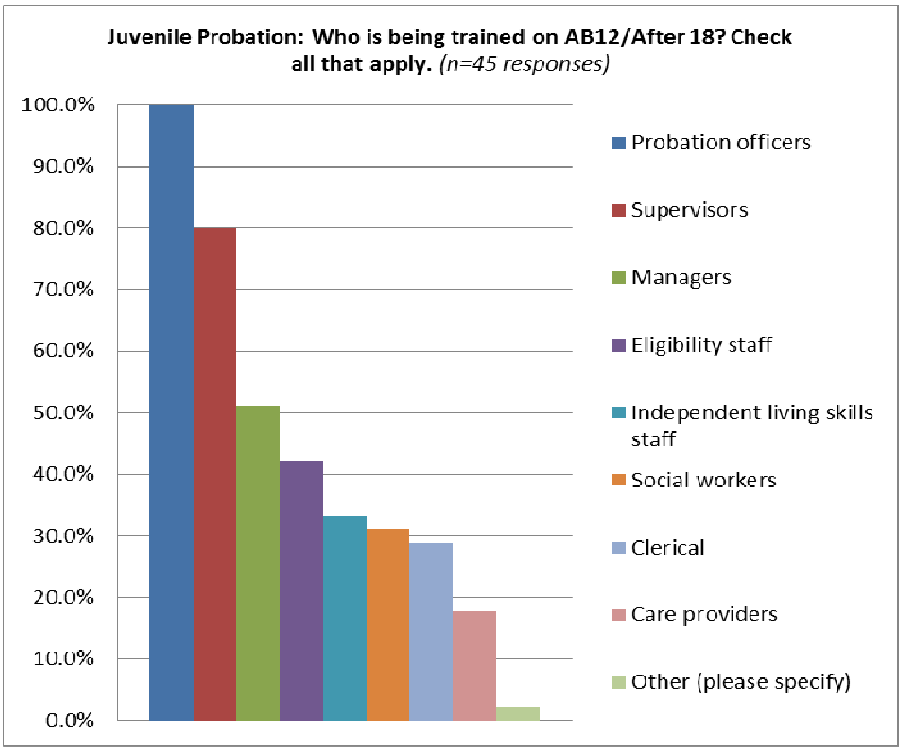

Other CWS responses (n=8): Bench Officers/Judges (x3), CASAs (x3), Attorneys (x2), Community Partners (x2), e.g., housing, Group home staff (x2); New social worker staff, TDM Facilitators, RAU workers, Placement Workers, DBH staff, IRC staff, Mental Health Staff, FFA staff

Other Juvenile Probation responses (n=1): Bench Officers, Attorneys

6. How are you training and informing staff on AB 12/After 18?

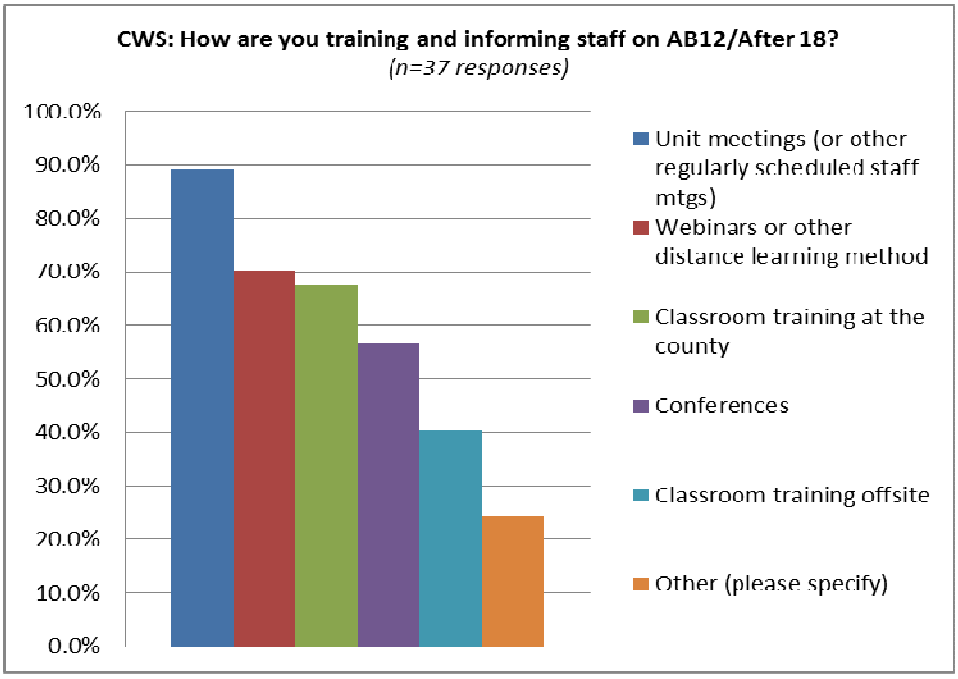

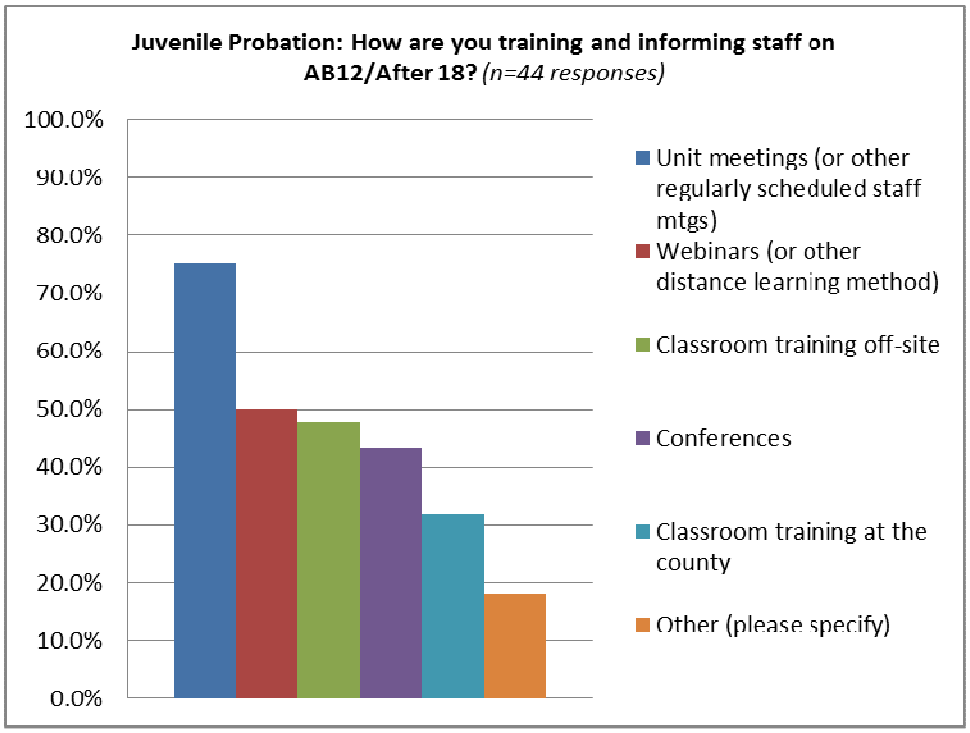

6. How are you training and informing staff on AB 12/After 18? (continued: Other CWS responses below)

Other CWS responses (N=9):

- AB 12/After 18 Summit (x2): Development of Desk Tools/Guides; Plan to send staff to AB 12 Summit through BAA
- Case staffings (x2): Monthly meetings include 1 hour of case discussion and feedback; have regularly scheduled case staffing where cases can be discussed
- Disseminating All County Letters pertaining to AB 12 to staff
- AB 12 Steering Committee; Foster Youth Outcomes Meeting; Training
- Via CYC
- CORE training
- Regional training
- Career development center

Other Probation responses (N=8):

- UC Davis (x2)
- Training in Court from State Representatives and All County letters
- Training with Riverside County DPSS
- In-person instruction, reading materials, collaborative meetings
- Working closely with Human Services
- Have not started but there will be webinars
- Set up training through AOC and all staff were required to attend
- County child welfare

7. Which entity is delivering the training? Check all that apply.

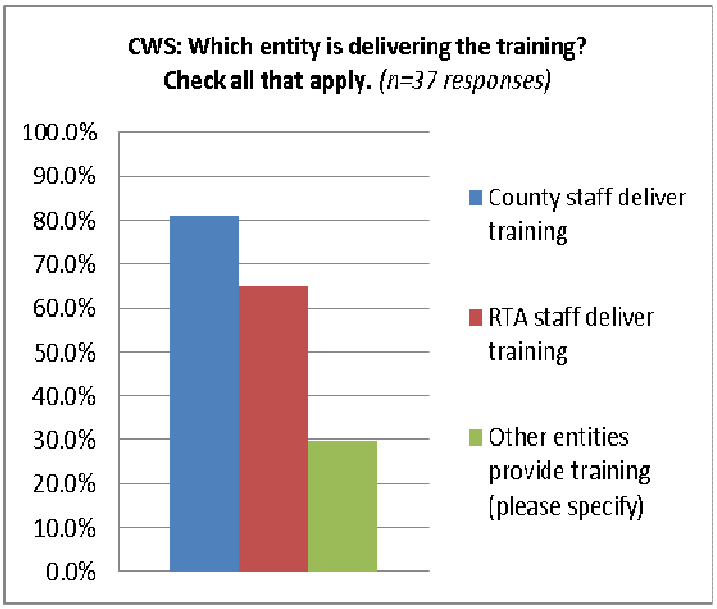

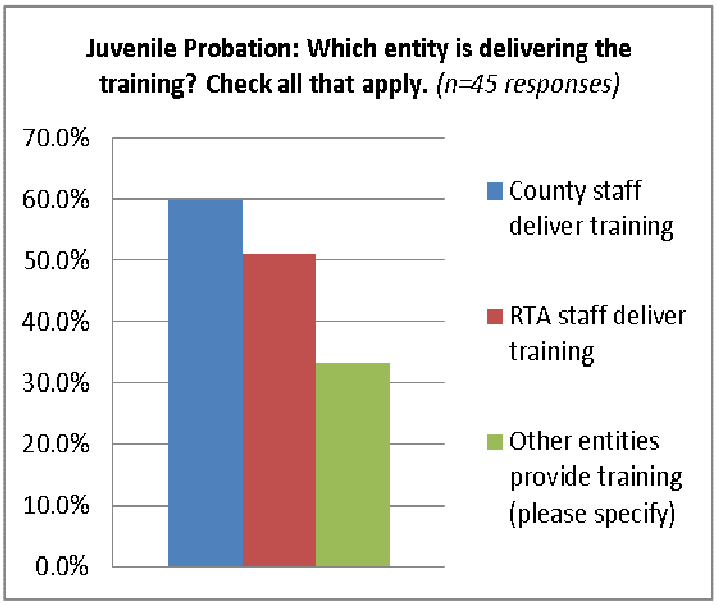

Other Entities Delivering Training *(brief text analysis of qualitative answers):*

CWS:
AOC (x2)
John Burton (x2)
CYC (x2)
Fostering Connections
CDSS

Probation:
AOC (x5)
CDSS (x3)
Fostering Connections

8. Do you require further assistance with training your STAFF on AB 12/After 18?

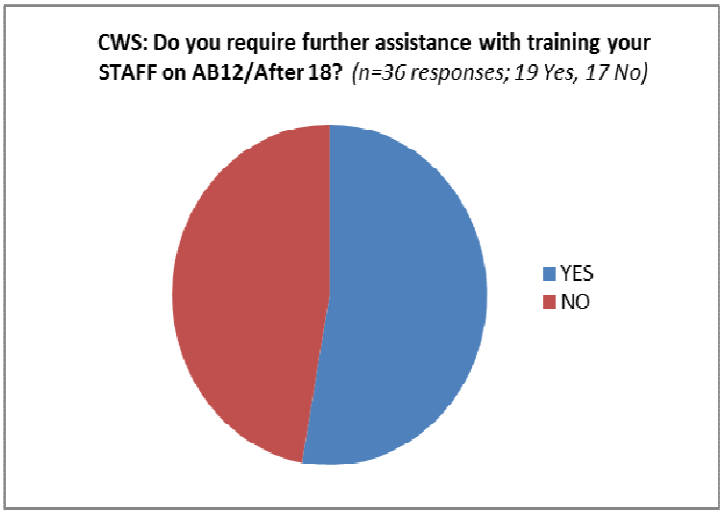

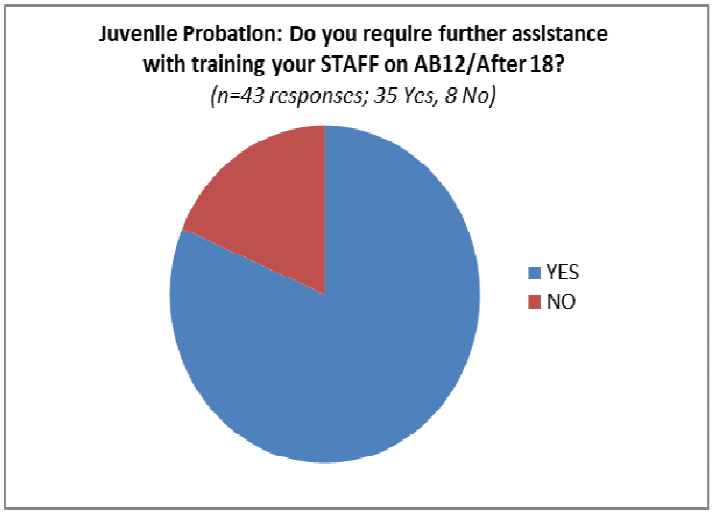

If yes, please describe *(brief text analysis of qualitative answers):*

CWS (n=20):
- Updates (x5)
- Process (x2)
- Engaging youth (x2)

Juvenile Probation (n=33):
- Updates (x7)
- Court (x7)
- Placement (x5)

9. Do you require further assistance with training PARTNERS or YOUTH on AB 12/After 18?

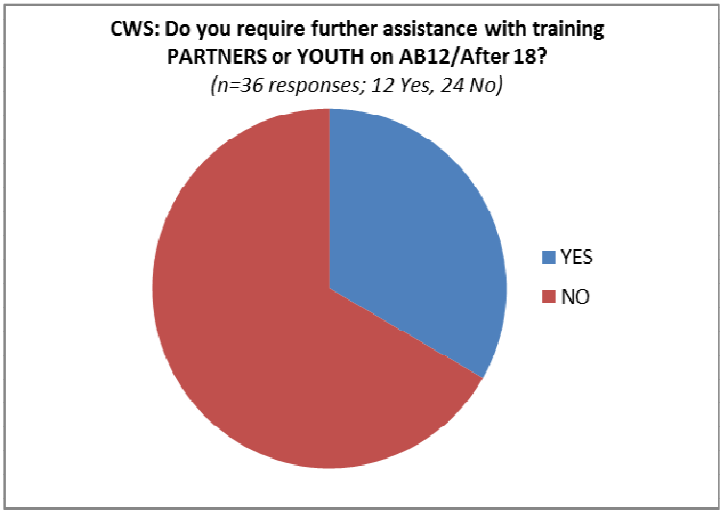

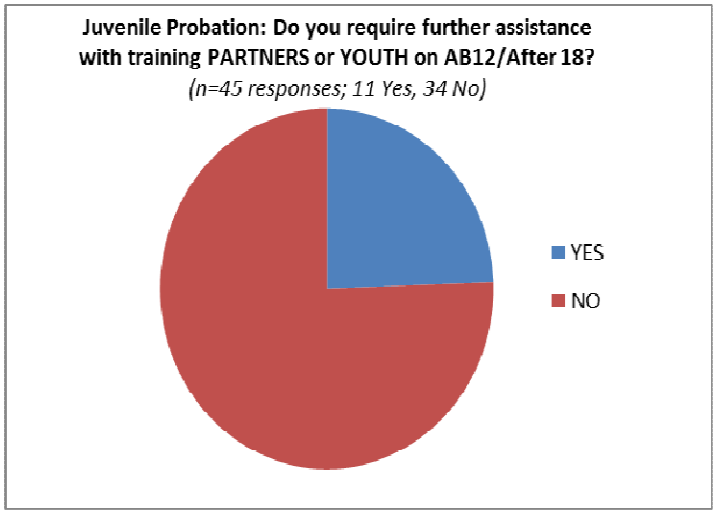

If yes, please indicate who you wish to be trained and what kind of assistance you need *(brief text analysis of qualitative answers):*

CWS (n=12):
- Youth (x3)
- Court (x2)
- Attorney (x2)
- Mental Health (x2)

Juvenile Probation (n=11):
- Coordinate case plan with CWS (x2)
- Youth (x2)

10. Please describe the methods you have used to engage youth about AB 12/Fostering Connections After 18. (*Brief text analysis of qualitative answers):*

CWS: n=34 responses

- ILP (x18)
- Meet/meetings with youth (x12)
- Social workers (x9)
- Discuss/discussion (x9)
- Workshops (x6)
- Classes (x5)
- Probation (x3)
- Brochures (x2)

Juvenile Probation: n=40 responses

- Meet/meetings with youth and/or caregivers (x14)
- Officers (probation, x12; placement, x3)
- ILP (x3)
- Handouts (x3)
- Brochures (x3)
- Literature (x2)
- Social media (x2)
- Social worker (x2)

11. Do your supervisors need tools and support (i.e., unit meeting discussion topics, check lists, etc.)?

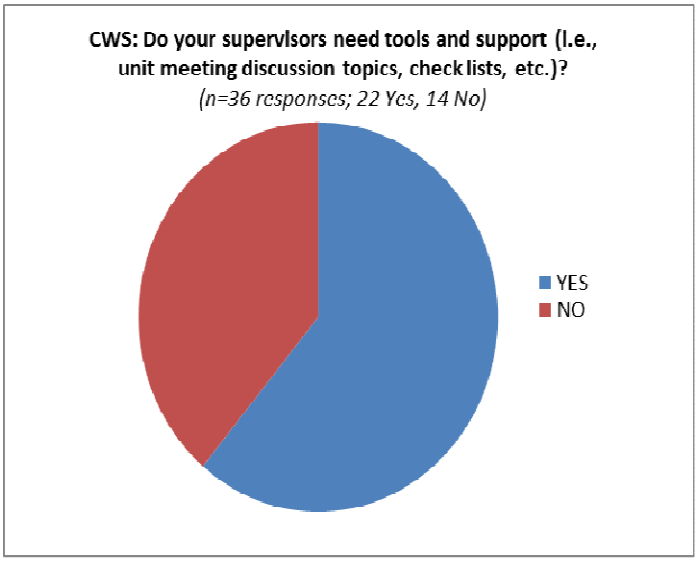

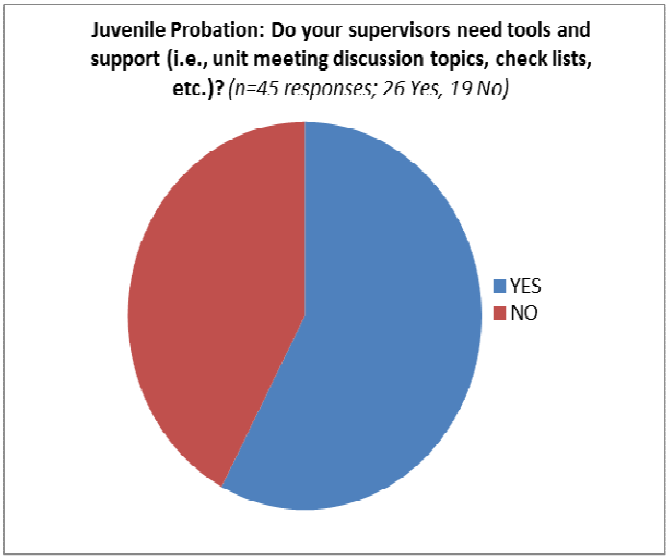

If yes, please indicate what type of support your supervisors need *(brief text analysis of qualitative answers):*

CWS (n=21):

- Checklists (x10)
- Court (x3)
- Procedures (x3)
- Tools (x3)
- Flow Chart (x2)

Juvenile Probation (n=23):

- Checklists (x8)
- Court (x3)

12. How are you managing Extended Foster Care cases?

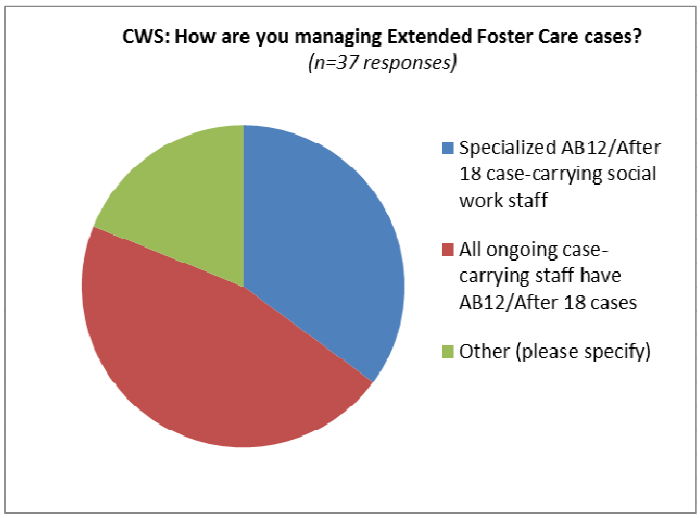

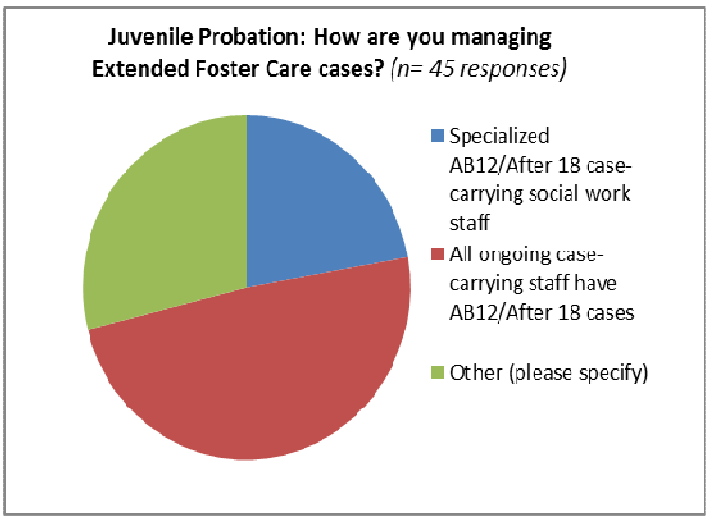

"Other" responses *(brief text analysis of qualitative answers; note: a limitation of this question's design was that it only permitted one answer choice):*

CWS (n=7):
In the "other" category, 5 of 7 respondents said both specialized staff and all ongoing staff have AB 12/After 18 cases.

Juvenile Probation (n=13):
- "Probation officer" (x7),
- "Placement officer/staff" (x5)

13. Has your county developed new placement resources for Non-Minor Dependents?

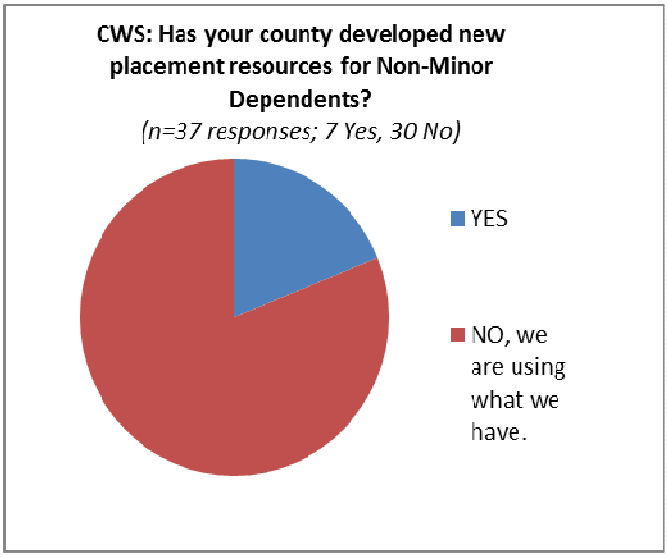

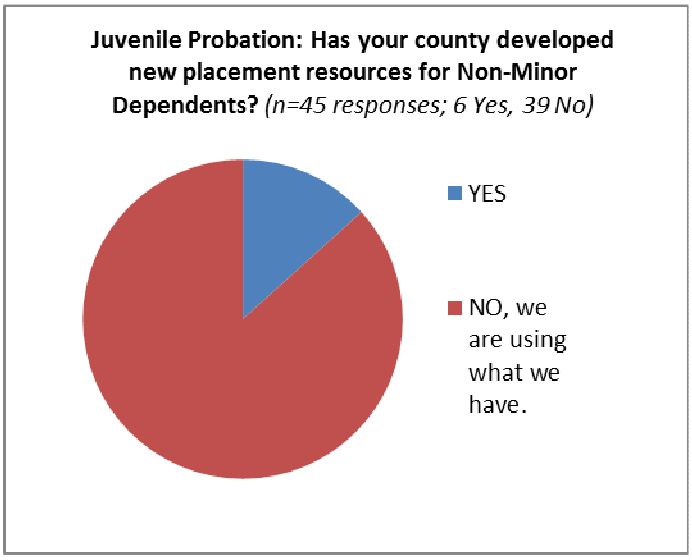

If your county has developed new placement resources for Non-Minor Dependents, what are they and how did you develop it?

CWS: (n=7 responses)

- We are renewing current THPP & THP+ contracts to revise for AB 12. We are also bringing placement resources to monthly meeting to share information with other programs and social workers.
- We have not developed new placements resources, but instead have expanded the current resources we are using. We reached out to county foster homes, Foster Family Agencies, and group homes to amend their license to include placements up to 21 years of age. We have not yet developed resource specific to only NMDs.
- FFA homes and county foster homes developed by FFAs and county licensing unit outreach and training

- SRO Hotel - Have met with manager, toured hotel, and developed agreement
- SILP - Working with relatives and landlords
- Educating landlords for SILP placement. Developed by using positive community relationships.
- Calling current foster homes to see if they would be willing to house AB 12 youth. We also communicated with Lutheran Social Services, who provided transitional housing to our previously emancipated youth, and now have expanded this to include AB 12 youth.

Probation: (n=6 responses)

- We are using non-ILP funded THPs as SILPs.
- Working on THP Plus Foster Care
- Mental Health Services (continuity of care)
- A hotel in downtown San Diego agreed to waive down payment.
- Our county is working with various collaboratives to develop in this area.
- This is an on-going process and case by case at this point because of our low numbers in EFC.

14. Has your county updated its 241.1 process?

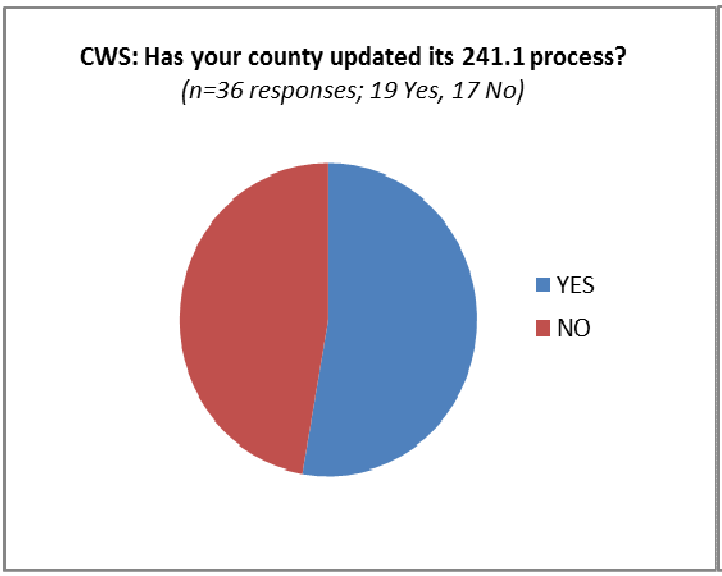

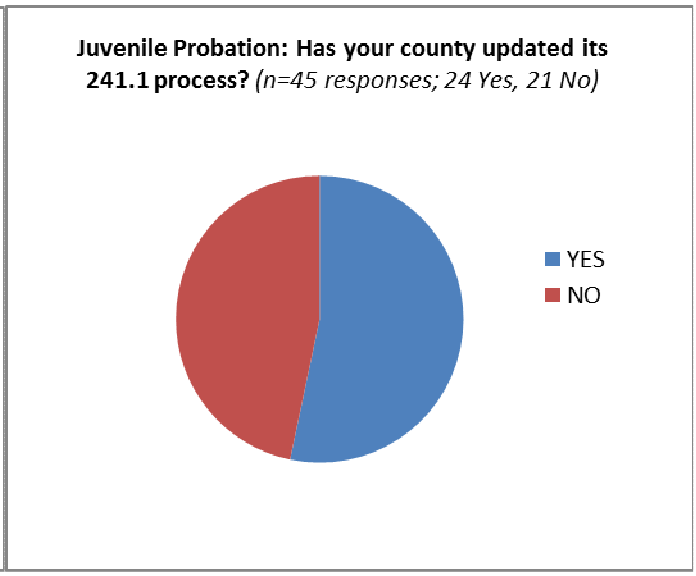

SECTION 4: AB 12/AFTER 18 IMPLEMENTATION ISSUES AND CHALLENGES

Both Child Welfare and Probation departments completed this section of the survey. This section of this report provides department-specific data for Child Welfare Services and Juvenile Probation Services. Relevant county data cover the time frame JANUARY 1, 2012, THROUGH JUNE 15, 2012.[7]

1. Has your county developed a plan to support Non-Minor Dependents who attain age 19 in calendar year 2012?

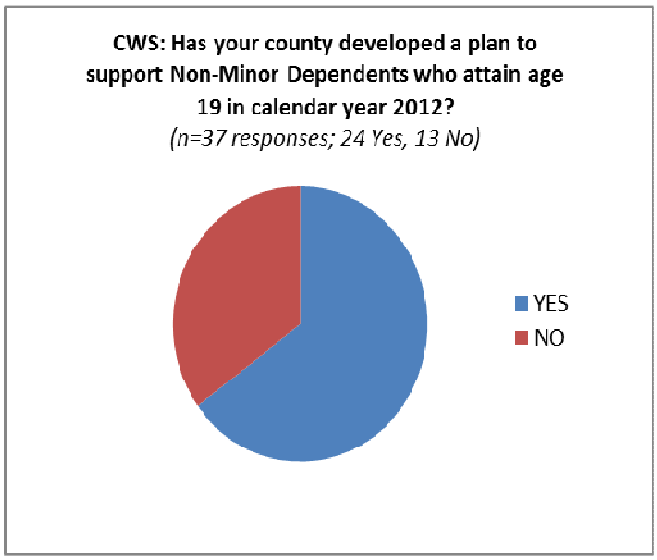

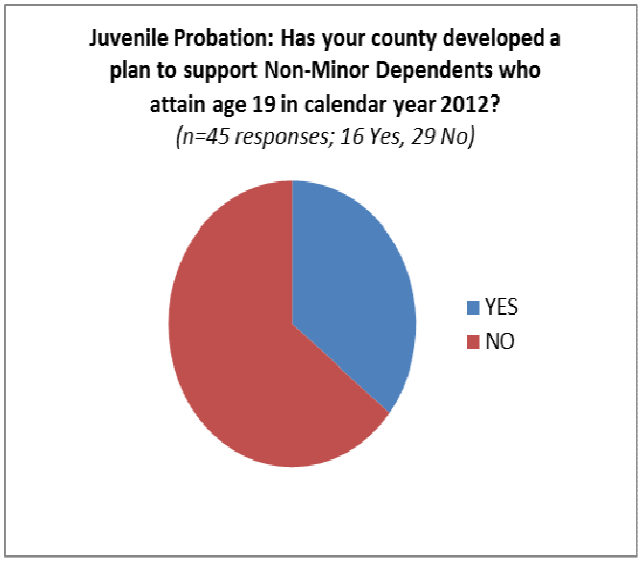

2. Have judges in your county ordered your department to keep cases open for youth past age 19?

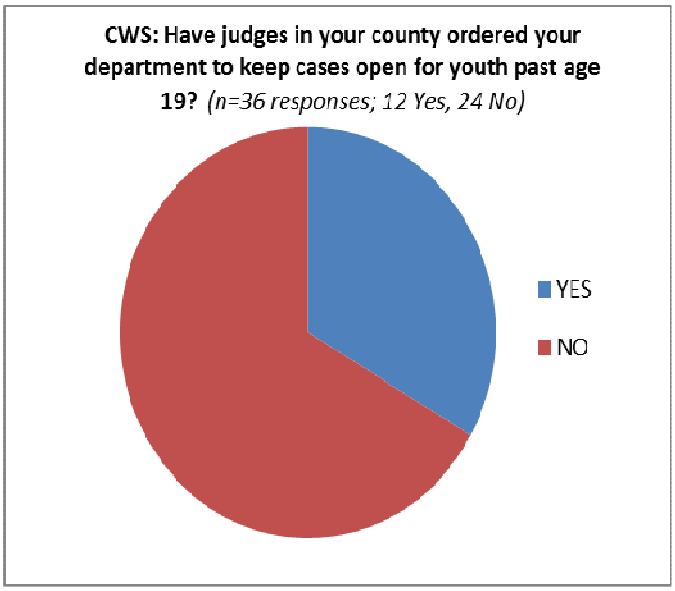

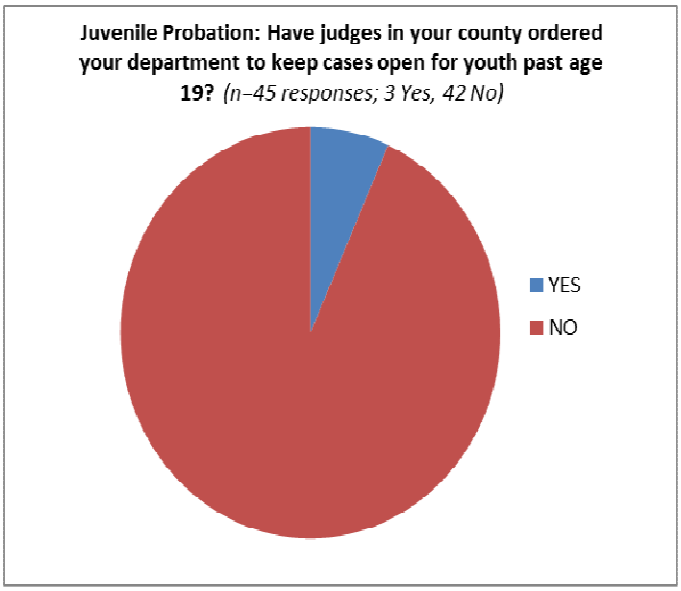

If yes, between 1/1/12 and 6/30/12, how many cases were you ordered to open? (N=11 responses)
**Range was between 1 and 40 for cases ordered to be kept open.*

[7] *The exception to this is Los Angeles County, which utilized a 1/1/12-6/30/12 time frame.*

3. Have you utilized the AB12@dss.ca.gov email for questions and clarification?

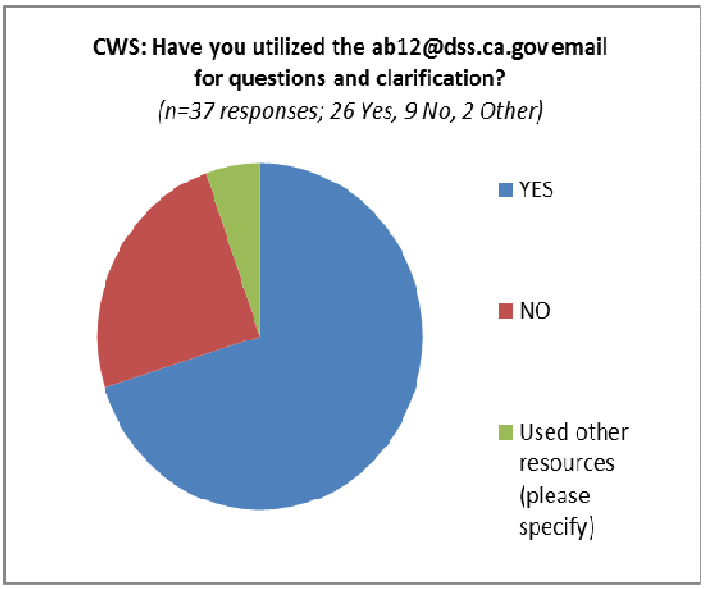

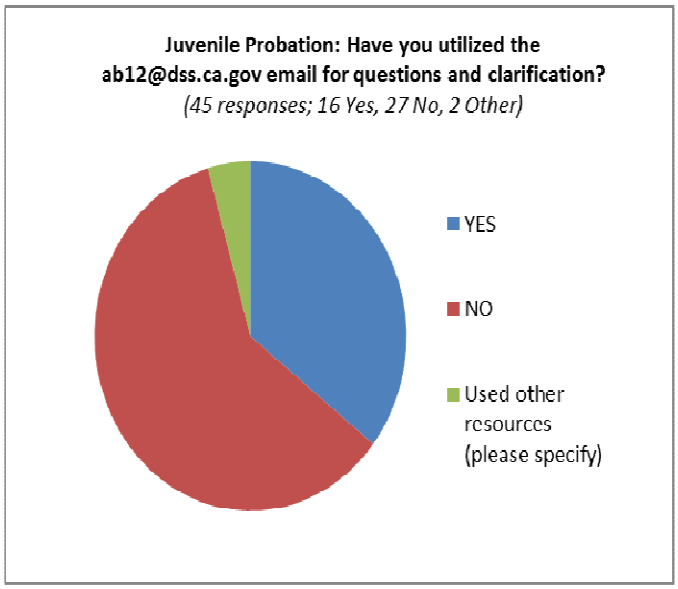

Used other resources *(qualitative answers):*

CWS (n=2 responses)

- CWDA
- John Burton Foundation

Juvenile Probation (n=2 responses)

- We've sent e-mails to the representatives from the state who did the initial training on AB 12 in court and we have looked to SSA as well guidance on specific questions.
- California Fostering Connections and CPOC

4. Regarding implementation of AB 12/After 18 Extended Foster Care, what are the most critical challenges facing your county? *(Brief text analysis of qualitative answers.):*

CWS (n=34):

- Placement (x14)
- Housing (x8)
- Resources (x6)
- Funds (x6)
- Staff/Staffing (x5)
- Court (x4)
- THP Plus (delays, securing it, x3)
- Paperwork (x3)

Juvenile Probation (n=44):

- Housing (x11)
- Placement (x10)
- Resources (x7) – placement, financial, agency
- Funds (x5)
- Court (x5)
- Paperwork (x4), Documents (x2)
- Staff/staffing (x2)

5. Regarding implementation of AB 12/After 18, with what critical needs does your county require assistance? *(Brief text analysis of qualitative answers.):*

CWS (n=28 responses)

- Placements (x5), Housing (x7)
- THP+FC (x7)
- Funding (x6)
- Court (x3)
- Resources (x2)
- Staff/ing (x2)

Juvenile Probation (n=39 responses):

- Placement options (x9), Housing (x5)
- Training (x8)
- Resources (x8)
- Court (x6)

6. If you have additional comments regarding implementation of AB 12/After 18 in your county that haven't already been addressed in previous questions, please write them here *(qualitative answers)***:**

CWS (n=4 responses)

- Helpful to continue receiving Q&A summaries, educational webinars, and implementation tools related to AB 12 and information of what other counties are doing related to A B12
- Depth of knowledge and expertise across program is still lacking. This is still feeling like a "program" instead of "practice." Need time for it to be absorbed similar to concurrent planning implementation.
- Youth who have significant mental health/developmental issues who will never become independent. This will affect statistics towards AB 12 youth.
- Clothing allowance reimbursement for SILP. We plan to meet with our fiscal department.

Juvenile Probation (n=9 responses):

- What happens when youth not in compliance stop payment is made then youth is back in compliance do we reinstate payments further when does non-minor dependent stop (what age)?
- I would suggest that training for Probation and CWS had been separated from the onset of training to avoid confusion. We would like a clear and final answer as to minors being AB 12 eligible if they are under a foster care order but not physical[ly] in a foster care placement such as on AWOL status or in juvenile hall.
- Housing
- We would appreciate fewer hearings and reduce the monthly contact mandate to quarterly.
- 1. What happens to those youth who are eligible for EFC but turn 19 years in September, October, November, or December—how do they get funding to continue paying for their rent, etc.? 2. Continue training for any updates or amendments to AB 12/212.
- The U.C. Davis Advisory Committee has been extremely helpful & supportive.
- Although I marked no, we are in the process of developing our policies and procedures as well as our 241.1 protocol. We meet and discuss cases and it is very much a "team."
- Finding more youth remaining in EFC than expected. Very much a positive culture of including as many as possible in this county which has been helpful. But still same frustrations as expected with working with this transitional age youth group.
- AB 12 is a work in progress for County Probation. While it is a great thing to offer resources to this group of young adults, we are struggling with the manpower to handle the development of the program. Once that is in place, we will be in good shape because our numbers are low. The implementation is just front-end heavy right now.

SECTION 5: NEXT STEPS

I. Dissemination Plan

Upon finalization of this report, the After 18 Implementation Survey report will be disseminated widely including to the following groups:

- Steering Committee
- After 18 email web list
- Statewide Training & Education Committee (STEC)
- California Social Work Education Center (CalSWEC) Board
- Coordinating Leadership Team
- Regional Training Academies
- Resource Center for Family-Focused Practice
- County Welfare Directors Association
- California Department of Social Services
- Chief Probation Officers of California
- County AB 12 Coordinators
- Funders
- Legislature
- California Department of Health and Human Services
- U.S. Dept. of Health and Human Services

II. Proposed Uses for Report Findings

- Inform training development and curricula needs. *(For example, the survey identified that many counties are using their supervisors to train staff. As a result, mini trainings have been developed (45–60 minutes in length) that can be used in unit meetings or individual supervision. Also, checklists have been developed, including what is required for inclusion in court reports.)*
- Create After 18 facilitation guides for County and Regional (under development).
- Utilize data to identify needs at the local and state level. For example, housing was revealed to be a concern for counties. Future plans can include gathering information about how counties are handling this issue and disseminate strategies and best practice ideas.
- Utilize data to identify priorities at a regional level for potential collaboration and development of resources.
- As materials, i.e., policies, are gathered from counties, they can be stored in the After 18 Tool Kit for easy access.
- Conduct follow-up Implementation Survey and use to analyze implementation progress and new needs and gaps. (Planned for January 2014)

Appendix A: Contact Information for county personnel who provided CWS data

County	Contact	Email	Phone
Butte	Karen Ely	kely@buttecounty.net	530-538-7446
Calaveras	Mikey Habbestad	mhabbestad@co.calaveras.ca.us	209-754-6615
Contra Costa	Neely McElroy	mcelrn@ehsd.cccounty.us	925-602-6955
Del Norte	Amber Davis	adavis@co.del-norte.ca.us	707-464-3191
Fresno	Krista Hopper-Pasillas	Hoppek@co.fresno.ca.us	559-600-1764
Humboldt	Cris Plocher	cplocher@co.humboldt.ca.us	707-476-1287
Imperial	Cassandra Gregory	Cassandra.gregory@cws.state.ca.us	760-337-6889
Kern	Ray Gomez	gomezra@co.kern.ca.us	661-631-6138
Lassen	Anita Wilhelmi, Supervisor	anita.wilhelmi@cws.state.ca.us	530-251-8415
Los Angeles	Harvey Kawasaki	kawash@dcfs.lacounty.gov	213 351-0102
Madera	Mee Wang	mee.wang@co.madera.ca.us	559-662-8324
Marin	Paula Robertson	probertson@marincounty.org	415-473-7125
Mariposa	Courtney Venegas	wamplc@cws.state.ca.us	559-623-0323
Mariposa	Christine Doss	christine.doss@cws.state.ca.us	209-742-0908
Merced	Raquel Velazquez	rvelaz@cws.co.merced.ca.us	209-385-3000, x 5075
Mono	Mary Stanley	mstanley@mono.ca.gov	760-924-1780
Monterey	Christine Lerable	lerablec@co.monterey.ca.us	831-755-4475
Napa	Chelsea Stoner	chelsea.stoner@countyofnapa.org	707-253-4137
Orange	Raquel Amezcua	Raquel.Amezcua@ssa.ocgov.com	714-704-8090
Placer	David Coughran	dcoughra@placer.ca.gov	530-889-6759
Riverside	Renita Lewis	relewis@riversidedpss.org	951-358-3625
San Bernardino	Sandra Wakcher	swakcher@hss.sbcounty.gov	909 388-0227
San Diego	Leesa Rosenberg	Leesa.Rosenberg@sdcounty.ca.gov	858-616-5985
San Francisco	Robin L Love	Robin.Love@sfgov.org	415.934.4265
San Joaquin	Akkia Pride-Polk	apride-polk@sjgov.org	209-468-1826
San Mateo	Gary M Beasley	gbeasley@smchsa.org	650-599-7412
Santa Barbara	Katherine Davis	k.davis@sbcsocialserv.org	805-346-7102
Shasta	Doug Woodworth	dwoodworth@co.shasta.ca.us	530-229-8074
Sierra	Melanie Westbrook	mwestbrook@sierracounty.ws	530-993-6720
Siskiyou	Tina Montgomery	montgc@cws.state.ca.us	530- 841-4222
Solano	Virginia Davis	vldavis@solanocounty.com	707-784-8295
Sonoma	Bob Harper	harpeb@schsd.org	707-565-4345
Stanislaus	Nenita Dean	deanne@stancounty.com	209-558-2348
Sutter	Lisa Soto	lsoto@co.sutter.ca.us	530-822-7151
Trinity	Jessica Iford	jiford@trinitycounty.org	530-623-8276
Yolo	Alison Book	alison.book@cws.state.ca.us	530-661-2940
Yuba	Tony Roach	troach@co.yuba.ca.us	530-749-6245

Appendix B: Contact Information for county personnel who provided Juvenile Probation data

County	Contact	Email	Phone
Butte	Cynthia Coveyou (Knowlton), SPO	Cknowlton@buttecounty.net	530-538-7345
Calaveras	Sherrie Sperry	ssperry@co.calaveras.ca.us	209-754-6688
Colusa	Yolanda Leon	yleon@cosb.us	831-636-4070
Colusa	William Fenton	bfenton@countyofcolusa.com	530-458-0656
Contra Costa	Lesha Roth	lesha.roth@prob.cccounty.us	925-313-4196
Del Norte	Katrina Jackson	kjackson@dnco.org	707-464-7215
Fresno	Melanie Johnson	Mjohnson@co.fresno.ca.us	559-600-4756
Humboldt	Brett Moranda	bmoranda@co.humboldt.ca.us	707-268-3303
Imperial	Glloria M. Brunswick	gloriambrunswick@co.imperial.ca.us	760-339-6214
Kern	Susan Lerude	susanlerude@co.kern.ca.us	661-396-4501
Kings	Maria Servin	Maria.Servin@co.kings.ca.us	559-582-3211, x 4346
Lake	Wendy Parsons	wendyparsons@co.lake.ca.us	707-262-4285
Los Angeles	Jed Minoff	jedediah.minoff@probation.lacounty.gov	213-351-0243
Madera	Gloria Garcia	ggarcia@madera-county.com	ggarcia@madera-county.com
Marin	Selina Johnson	sjohnson@marincounty.org	415-473-3640
Mariposa	Christine Doss	christine.doss@cws.state.ca.us	209-742-0908
Mendocino	kevin kelley	kelleyk@co.mendocino.ca.us	707-463-4618
Merced	Lori Minor	Lminor@co.Merced.ca.us	209-385-7523
Mono	Tracie Neal	tneal@mono.ca.gov	760-932-5570
Monterey	Gregory Glazzard	glazzargg@co.monterey.ca.us	831-755-3912
Napa	Mary Butler	mary.butler@countyofnapa.org	707-259-8115
Orange	Daniel Hernandez	daniel.hernandez@prob.ocgov.com	714-896-7555
Placer	David Coughran	dcoughra@placer.ca.gov	530-889-6759
Riverside	Mandee Woods	mwoods@rcprob.us	951-358-4324
Sacramento	Brian Lee	LeeB@SacCounty.Net	916-876-9555
San Bernadino	Yvonne Vences	yvences@prob.sbcounty.gov	909-383-2700
San Diego	Pablo Carrillo	pablo.carrillo@sdcounty.ca.gov	858 694-4331
San Francisco	Lilsa Smith	Lisa.Smith@sfgov.org	415-753-7652
San Joaquin	Mark Elliott	MELLIOTT@SJGOV.ORG	209 468-4069
San Luis Obispo	Tom Milder	tmilder@co.slo.ca.us	805-788-2116
San Mateo	Roy Romero	rromero@smcgov.org	650-312-8884
Santa Barbara	James Friedrich	JFriedr@co.santa-barbara.ca.us	805-739-8518
Santa Cruz	Kathy Martinez	prb204@co.santa-cruz.ca.us	831.454.3835
Shasta	Ann Stow	astow@co.shasta.ca.us	530-225-5830
Siskiyou	Nicole Walker	nicole.walker@co.sisqjustice.ca.us	530 841-4156
Solano	Lisa Wamble	lmwamble@solanocounty.com	707-784-7562
Sonoma	Daniel Flamson	dflamson@sonoma-county.org	707-565-6236
Stanislaus	Dave Chapman	chapmand@stancounty.com	209-525-4509
Sutter	Nicole Ritner	nritner@co.sutter.ca.us	530-822-7320

Tehama	Brad Hanks	bhanks@tcprobation.org	530-527-5380 x 3068
Trinity	Terry Lee	tlee@trinitycounty.org	530-623-1204 x 124
Tulare	Michelle Bonwell	mbonwell@co.tulare.ca.us	559-735-1525
Tuolumne	Linda Downey	ldowney@co.tuolumne.ca.us	209-533-7505
Ventura	Steven Dean	steve.dean@ventura.org	805.973.5110
Yuba	Theresa Dove Weber	tdove@co.yuba.ca.us	530-749-7543

Appendix C: Contact Information for AB 12 County Coordinators

County	Contact	Email	Phone
Butte	Penny Mittag	pmittag@buttecounty.net	530-538-5156
Calaveras	Mikey Habbestad	mhabbestad@co.calaveras.ca.us	209-754-6615
Contra Costa	Neely McElroy	mcelrn@ehsd.cccounty.us	925-602-6955
Del Norte	Crystal Markytan	cmarkytan@co.del-norte.ca.us	707-464-3191
Fresno	Krista Hopper-Pasillas	Hoppek@co.fresno.ca.us	559-600-1764
Humboldt	Michele Stephens	mstephens@co.humboldt.ca.us	707-476-1281
Imperial	Cassandra Gregory	cassandra.gregory@cws.state.ca.us	760-337-6889
Kern	Dan Miller	millerda@ca.kern.ca.us	661-631-6841
Lassen	Anita Wilhelmi, Supervisor	anita.wilhelmi@cws.state.ca.us	530-251-8415
Los Angeles	Harvey Kawasaki	kawash@dcfs.lacounty.gov	213 351-0102
Madera	Shanel Moore	shanel.moore@co.madera.ca.us	559-662-8333
Marin	Paula Robertson	probertson@marincounty.org	415-473-7125
Mariposa	Courtney Venegas	courtney.venegas@cws.state.ca.us	559-623-0323
Merced	Raquel Velazquez	rvelaz@cws.co.merced.ca.us	209-385-3000, x 5075
Mono	Mary Stanley	mstanley@mono.ca.gov	760-924-1780
Monterey	Ginger Pierce	piercevr@co.monterey.ca.us	831-759-6768
Napa	Shaunna Murtha	shaunna.murtha@countyofnapa.org	707-253-4752
Orange	Raquel Amezcua	Raquel.Amezcua@ssa.ocgov.com	714-704-8090
Placer	Candyce Skinner	Cskinner@placer.ca.gov	530-889-6785
Riverside	Laurel Brown	LBrown@riversidedpss.org	951-358-4698
San Bernardino	Nicky Hackett	nhackett@hss.sbcounty.gov	909 891-3562
San Diego	Leesa Rosenberg	Leesa.Rosenberg@sdcounty.ca.gov	858-616-5985
San Francisco	Robin L Love	Robin.Love@sfgov.org	415-934-4265
San Joaquin	Akkia Pride-Polk	apride-polk@sjgov.org	209-468-1826
San Mateo	Gary M. Beasley	gbeasley@smchsa.org	650-599-7412
Santa Barbara	Christine Farro	c.farro@sbcsocialserv.org	805-346-8357
Shasta	Thelma Giwoff	tlgiwoff@co.shasta.ca.us	530-225-5880
Sierra	Melanie Westbrook	mwestbrook@sierracounty.ws	530-993-6720
Siskiyou	Tina Montgomery	montgc@cws.state.ca.us	530-841-4222
Solano	Virginia Davis	vldavis@solanocounty.com	707-784-8295
Sonoma	Bob Harper	harpeb@schsd.org	707-565-4345
Stanislaus	Nenita Dean	deanne@stancounty.com	209-558-2348
Trinity	Laurie Sumner	lsumner@trinitycounty.org	530-623-8274
Yolo	Alison Book	alison.book@cws.state.ca.us	530-661-2940